




# ACY 15-L

FIXED  
WIRELESS  
COMMUNICATION



Broadband high-gain directional antenna



## Extended network range and reliable high performance

The mast-mounted ACY15-L directional antenna is designed for enhanced broadband high-gain RF radiation in the AMPS, ET ACS and GSM at frequencies of 800 - 960 MHz and with an antenna gain of 14 dBi. It meets rigorous criteria for high performance and extended operating range in fixed wireless networks where outdoor antennas are required because of insufficient radio propagation.

Long service life is ensured by high-quality materials and a moulded watertight balun.

The Carant ACY series of outdoor mast-mounted antennas has been developed specifically for fixed wireless networks. ACY antennas have demonstrated outstanding performance and reliability worldwide, in commercial networks from leading international suppliers of telecommunications equipment.

Carant antennas support all major standards used in fixed wireless networks.

## Benefits

- High gain for greater network operating range
- Consistent outstanding performance
- Resistant to extreme climatic conditions
- Long service life
- Robust design

**Carant**

CARANT ANTENNA H-9028 Győr, Török Ignác u. 66., Hungary  
Phone: +36 96 516 010 Fax: +36 96 516 016 e-mail: carant@carant.hu

FIXED  
WIRELESS  
COMMUNICATION



# ACY15-L

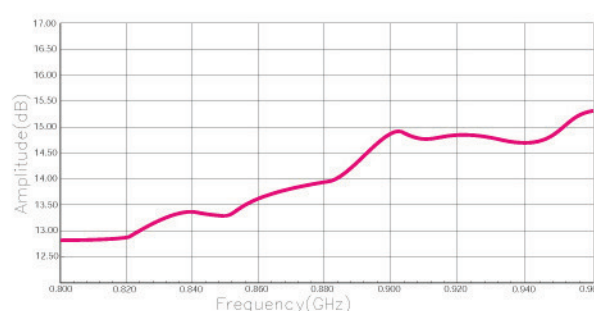


SPECIFICATIONS

Broadband high-gain directional antenna for networks

## ELECTRICAL DATA

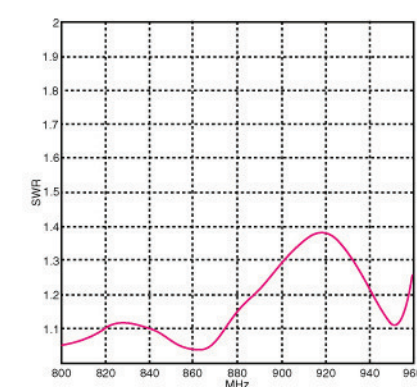
Frequency range	800-960 MHz
Nominal impedance	50 $\Omega$
Gain	15 dBi @ 915 MHz
See figure at right	
VSWR	< 2:1
F/B ratio	>20 dB
Maximum input power	6 W
Polarization	Vertical
Connector type	FME-m



Typical antenna gain

## MECHANICAL DATA

Support boom material	Aluminium alloy
Element material	Aluminium alloy
Reflector material	Aluminium alloy
Antenna dimensions	1005x320x175 mm
Antenna weight	950 g
Mounting bracket weight	355 g
Maximum wind speed	30 m/s
Flat plate equivalent	0.07 m <sup>2</sup>
Ambient temperature	-40°C - +70°C
Ambient humidity	max 98%



Typical VSWR diagram

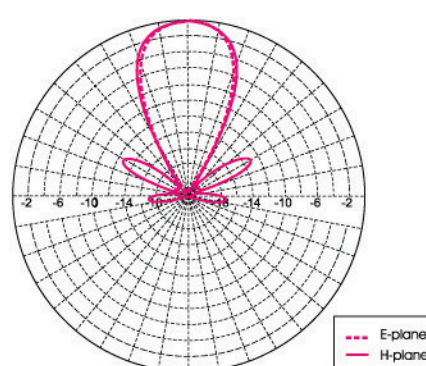
Tested according to standards: IEC68-2-1:Ab/Ad  
IEC68-2-2:Bb/Bd  
IEC68-2-14:Na  
IEC68-2-56:Cb  
IEC68-2-11:Ka

## SHIPPING DATA

Package weight	1270 g
Package dimensions	1015x170x70 mm

## OPTIONAL ACCESSORIES

Matching low-loss cable with FME-connectors
---------------------------------------------



Typical radiation pattern

For more information on how the ACY15-L can be customized to your requirements, please contact our Marketing Department.

**Carant**

CARANT ANTENNA H-9028 Győr, Török Ignác u. 66., Hungary  
Phone: +36 96 516 010 Fax: +36 96 516 016 e-mail: carant@carant.hu