

TRAINTALK COMPACT

GSM-R 2W TrainTalk™ Compact
The most compact TrainTalk model.

A Compact design that can be installed in different places in the driver's cab. Very suitable for yellow vehicles on rails where space is tight. It's new robust and slim design make it perfect to be installed where no other solution fits

Delivered with Goose Neck 440 mm long version

Electrical Specifications	
Powersupply	12 - 32 V DC
Antenna connector	TNC-Female or customer request
Integrated	Speaker, Hand set, Goose Neck mic.
Compliant with	
Fire	EN 45545-2:2020+A1:2023
EMC and ESD	EN 50121-4-2:2017 EN 50121-4:A1:2019 EN 61000-6-4:2019
Vibration and Shock	EN 61373:2010 / EN 50155:2021
Temperature operating	-25°C – +85°C
Temperature in stock	-40°C – +85°C
Mechanical Specifications	
Dimensions	200 x 200 x 150 mm
Weight	5kg
Material enclosure	Plastic/Metal
Product accessories	
PN. 780041	Swivel Mount for cradle
P.N 785704	Angle Bracket
P.N 780374	Short Goose Neck Microphone 240mm

PN.	Description
785649	Compact SED OPH-810R 900MHz without cabin activation
785650	Compact SED OPH-810R 900 MHz with cabin activation
785651	Compact AWT OPH-210R 900 Mhz with cabin activation
785652	Compact AWT OPH-210R 900 Mhz without activation
785653	Compact AWT OPH-210R 1800Mhz with cabin activation
785654	Compact AWT OPH-210R 1800MHz without cabin activation

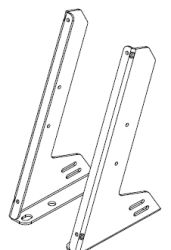
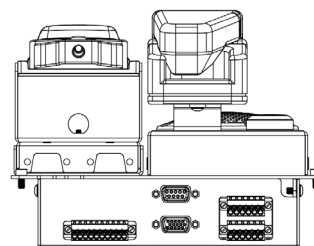
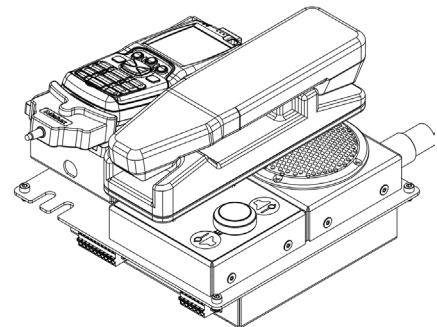
Cabin Activation

No Cab activation

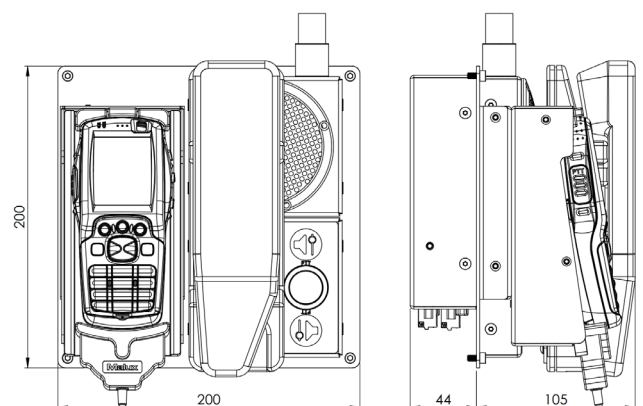
Power to the TrainTalk (Pin 1 and 2)	= Charging of the phone
No power to the TrainTalk (Pin 1 and 2)	= No charging of the phone.
When power is on pin 1 and 2, you will have charging of the phone and the handsfree will be activated.	

Cab activation

Power to the TrainTalk (Pin 1 and 2)	= Charging of the phone.
Cabin activated (Pin 3 and 4 connected)	= Handsfree activated.
Cabin de-activated (Pin 3 and 4 not connected)	= Handsfree de-activated.
No power to the TrainTalk (Pin 1 and 2)	= No chargin of the phone.



Angle Bracket



Example with SED OPH-810R