



Lumistar Luminaire USL 07 LED-Ex

 II 2G Ex db eb IIC T6 Gb
 II 2D Ex tb IIIC T80°C Db

- **For mounting on sight glass fittings:**
This sight glass luminaire is designed for universal applications in potentially explosive operating areas and is ideal either in combined sight and light ports (single-flange version) or for separate ports (two-flange version).
- **Compact design, powerful light output:**
Glare-free illumination; fits circular sight glass fittings to DIN 28120/DIN 28121 or similar, screw-type sight glass fittings in compliance with DIN 11851, as well as visual flow indicator fittings.
- **Generous light exit and optimised screwed lens aperture**
- **Application:**
For illuminating the interiors of vessels, tanks, agitators, silos and other, generally closed, containers and reactors and also in visual flow indicators in **potentially explosive environments**. Suitable for use in the food processing industry.
- **Protection class:**
Dust-tight and water jet-proof,
IP 65 and IP 67 acc. to DIN EN 60529/DIN VDE 0470, part 1
- **Operating conditions:**
Independent of vacuum/pressure in the vessel.
Under no circumstances should a sight glass luminaire be used as a substitute for the cover flange or instead of the complete sight glass flange assembly, or on its own to close a vessel port.
- **Lumistar luminaires USL 07 LED-Ex are approved for use in ambient temperatures of up to 60°C.**
- **Technical data - explosion protection:**
This luminaire complies with the standard health and safety regulations by fulfilling the provisions for:

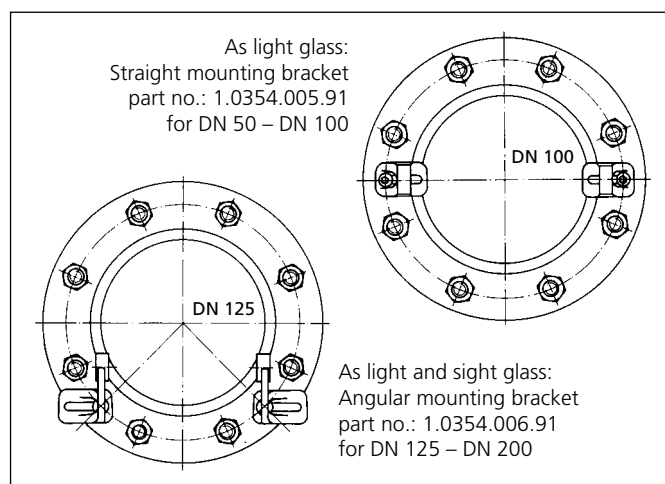
a) Gas and dust	
EN 60079-0: 2012 + A11:2013	General requirements
EN 60079-1: 2014	Flameproof encapsulation 'd'
EN 60079-7: 2015	Increased safety 'e'
EN 60079-31: 2014	Protection by enclosure 't'
- **Certification:**
EU type examination certificate BVS 16 ATEX E 106 X
 II 2G Ex db eb IIC T6 Gb
 II 2D Ex tb IIIC T80°C Db
- **Voltage type:**
AC/DC, depending on type of luminaire
- **Operating voltage:**
24 V AC/DC – 14 W
120-230 V AC – 14 W
- **Beam angle:** 11° or 26°
- **Simple electrical connection by terminal box**
(optional cable lengths)

CE 0158

3755.363



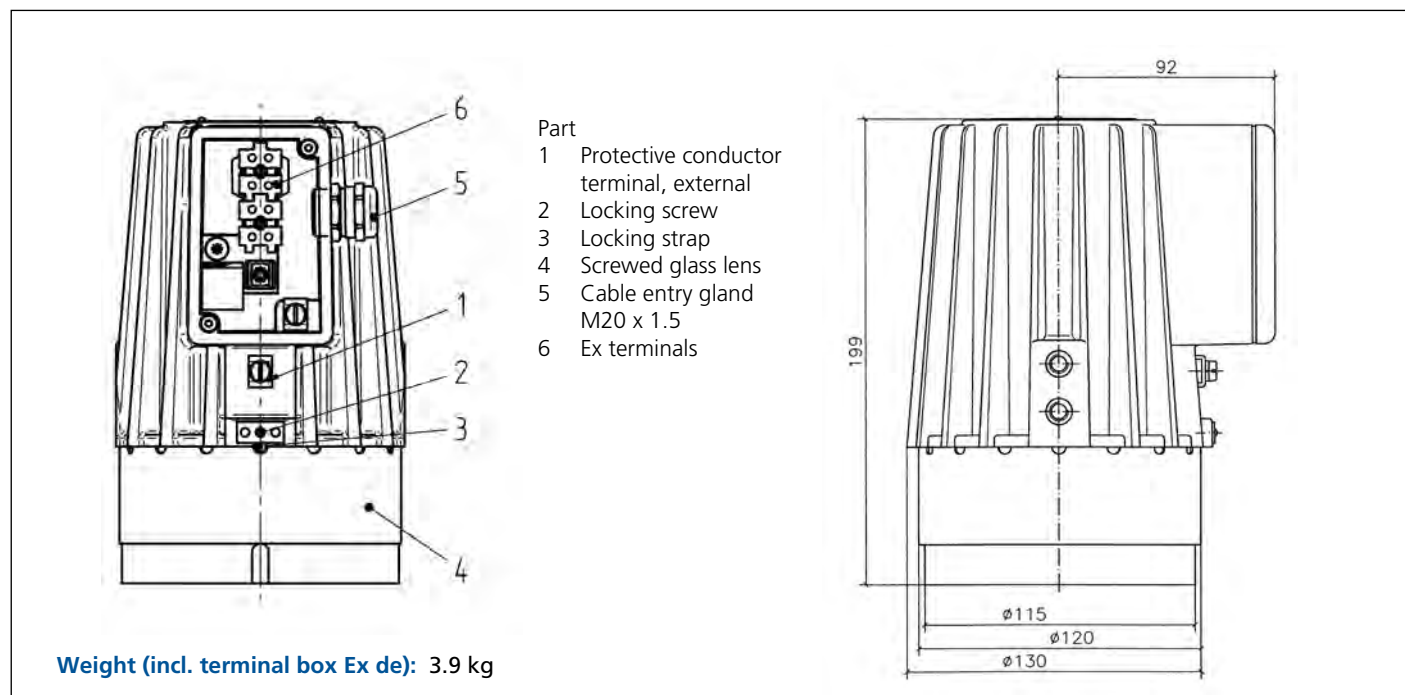
Lumistar luminaire USL 07 LED-Ex with terminal box



Combination options

- **Straightforward installation using special attachment:**
The luminaire is mounted on the cover flange with the lamp attachment in the case of circular sight glass fittings and visual flow indicators. With screw-type sight glass fittings, the luminaire is fastened to the slotted nut.
- **Lumistar luminaires USL 07 LED-Ex fit the following nominal sizes:**
 - Circular sight glass fitting acc. to DIN 28120: from DN 50
 - Circular sight glass fitting acc. to DIN 28121: from DN 80
 - Visual flow indicator: from DN 50
 - Screw-type sight glass fitting in compliance with DIN 11851:
 - DN 100 and DN 125 are mounted using the separate flange adapter
 - DN 150 and larger are mounted using the lamp attachment

• **Dimensions and electrical data for Lumistar luminaire USL 07 LED-Ex:**



• **Connecting data: Assignment of temperature data and electrical parameters** (see also: EU type examination certificate)

USL 07 LED-Ex Variant	Part no.	Nominal voltage V	Illuminant	Beam angle	Ambient temperature range $-20^{\circ}\text{C} \leq T_a \leq +60^{\circ}\text{C}$	
(24 V) 14 W	3541.281.00	24 ≈	LED	11°	2G T6	2D T80°C
(120 - 230 V) 14 W	3541.282.00	120-230 ≈	LED	11°	2G T6	2D T80°C
(24 V) 14 W	3541.283.00	24 ≈	LED	26°	2G T6	2D T80°C
(120 - 230 V) 14 W	3541.284.00	120-230 ≈	LED	26°	2G T6	2D T80°C

• **Order data:**

e.g. Lumistar luminaire USL 07 LED-Ex, 230 V/14 W, part no. 3541.282.00; with luminaire attachment, part no. 0354.005.00

• **Accessories:**

No.	Component	Part no.
1	Bracket, straight, for mounting luminaire DN 50 to 100	0354.005.00
2	Bracket, angled, for mounting luminaire DN 125 to 200	0354.006.00
3	Special spanner for screwed glass lens to open the luminaire	6805.002.00