



Wall socket



Flange socket



Coupler



Plug

Technical data

Ex-plugs and receptacles for low voltage, 2- and 3-pole acc. to IEC 60309-1/2

Marking accd. to 2014/34/EU	Wall socket, plug and coupler: Ⓜ II 2 G Ex de [ia] IIC T6/T5 / Flange socket: Ⓜ II 2 G Ex db eb IIC
EC-Type Examination Certificate	Wall socket, plug and coupler: PTB 99 ATEX 1039 Flange socket: BVS 14 ATEX E 131 U
IECEx Certificate of Conformity	Wall socket, plug and coupler: IECEx BK1 04.0002 / Flange socket: IECEx BVS 14.0089U
Marking accd. to IECEx	Wall socket, plug and coupler: Ex ed [ia] IIC T6/T5 / Flange socket: Ex de IIC Gb
Permissible ambient temperature	-20 °C to +40 °C
Rated voltage	up to 50 V
Rated current	16 A
Frequency	up to 400 Hz
Rated making / Rated breaking capacity AC-3 accd. EN 60947-3	U_e 50 V / I_e 16 A
External back-up fuse, max.	without therm. protection: 16 A / with therm. protection: 35 A
Degree of protection accd. to EN 60529	IP54 (IP 66 optional)

Wall socket

Cable entry	1 x M25 cable gland, 1 x M25 plastic Ex-screw plug (bottom) or 2 x metal thread M20 with screw plug plastic
Connecting terminals	2 x 1.5 - 4 mm ²
Enclosure material	glass-fibre reinforced polyester

Plug

Cable entry	Ø 9 - 17 mm
Connecting terminals	1.0 - 4 mm ²
Enclosure material	Polyamide

Coupler

Cable entry	Ø 9 - 17 mm
Connecting terminals	1.5 - 4 mm ²
Enclosure material	Polyamide

Flange socket

Connecting terminals	1.5 - 4 mm ²
Enclosure material	Polyamide

Details for used cable glands see pages 2.3.ff

Ex-plugs and receptacles 16 A 2/3-pole up to 50 V

1



Plug



Coupler







Flange socket



Wall socket

Ordering details

Voltage	h	Type	Cable gland	Weight approx.	Order No.
Type 2-pole low voltage					
≤ 24 V		Wall socket	M25 KU	1.2 kg	GHG 513 4200 R0001
		Flange socket		0.4 kg	GHG 542 5200 V0000
		Coupler		0.7 kg	GHG 513 3200 R0001
		Plug		0.35 kg	GHG 542 2200 V0000
42 V		Wall socket	M25 KU	1.2 kg	GHG 513 4212 R0001
		Flange socket		0.4 kg	GHG 542 5212 V0000
		Coupler		0.7 kg	GHG 513 3212 R0001
		Plug		0.35 kg	GHG 542 2212 V0000
Type 3-pole low voltage					
≤ 24 V		Wall socket	M25 KU	1.2 kg	GHG 513 4300 R0001
		Flange socket		0.4 kg	GHG 542 5300 V0000
		Coupler		0.7 kg	GHG 513 3300 R0001
		Plug		0.35 kg	GHG 542 2300 V0000
42 V		Wall socket	M25 KU	1.2 kg	GHG 513 4312 R0001
		Flange socket		0.4 kg	GHG 542 5312 V0000
		Coupler		0.7 kg	GHG 513 3312 R0001
		Plug		0.35 kg	GHG 542 2312 V0000

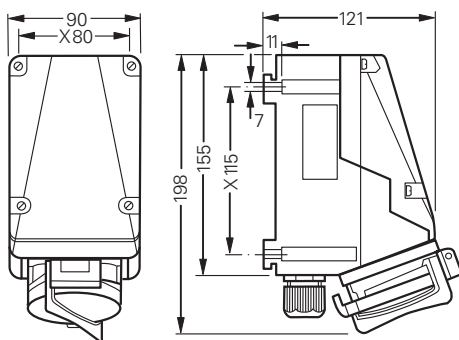
Other voltage ranges and versions available on request

KU = 1 x plastic cable glands M25, 1 x M25 plastic Ex-screw plug

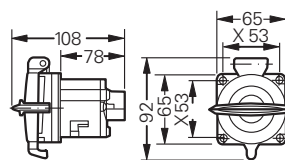
Accessories

Type	Application	Fixing method	Order No.
Mounting plate size 4	Wall mounting	snap on for GHG 531 4/5 pole	GHG 610 1953 R0151
Mounting plate size 4	Wall mounting	snap on for GHG 531 3 pole	GHG 610 1953 R0152
Protective canopy size 4		pluggable	GHG 610 1955 R0107

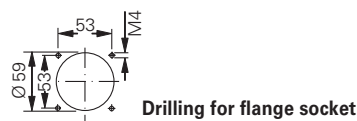
Dimension drawing



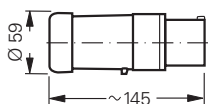
Wall socket



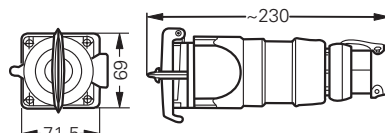
Flange socket



Drilling for flange socket



Plug



Coupler

X = fixing dimensions

Dimensions in mm